

**FRANCIS X. RYAN, MEMBER**  
**101ST LEGISLATIVE DISTRICT**

Harrisburg Office:  
P.O. Box 202101  
Harrisburg, PA 17120-2101  
(717) 783-1815

[www.RepFrankRyan.com](http://www.RepFrankRyan.com)



District Office:  
1044 E. Main Street  
Palmyra, PA 17078  
(717) 838-3823

Email: [fryan@pahousegop.com](mailto:fryan@pahousegop.com)

**House of Representatives**  
Commonwealth of Pennsylvania  
Harrisburg

December 22, 2020

Senator Ron Johnson, Chairman  
Committee on Homeland Security and  
Governmental Affairs  
328 Hart Senate Office Building  
Washington, DC 20510

Congressman Scott Perry  
1207 Longworth House Office  
Building Washington, DC 20515

Dear Senator Johnson and Congressman Perry,

Once again, I thank you for the opportunity to present to your committee at the United States Senate on December 16, 2020. The following report and attachments are submitted as supplemental materials for the record.

Our concern is and has been the accuracy, transparency, and soundness of the election systems in the Commonwealth of Pennsylvania. Comments from the Secretary of State of the Commonwealth received during the hearing of December 16, 2020 cause additional concern since the ability to review the election results have been hampered by delays in data requests, systems shutdowns, and inaccessibility to the records needed to put to a rationale conclusion the concerns that millions have about this 2020 election ballot irregularities.

In light of our concerns, we researched additional inconsistencies to address more specifically the irregularities that we observed. The irregularities are well beyond any claims that could reasonably be made that it is a lack of experience with the systems that caused the concerns and instead points to significantly defective processes at various points of the vote tabulation from county level to the state level. Systems established to ensure that each voter can have only one vote failed on many levels which prevents any type of verification or reconciliation.

After the more detailed micro analysis of the data, we are still forced to conclude that the general election of 2020 in Pennsylvania was fraught with inconsistencies and documented irregularities associated with mail-in balloting, pre-canvassing, and canvassing to the point that the reliability of voting in the Commonwealth of Pennsylvania is impossible to rely upon.

### **Matter of judicial and administrative re-write election law:**

1. Actions from the PA Supreme Court which undermined the controls inherent in Act 77 of 2019. The controls which were undermined include:
  - a. On September 17, 2020, unilaterally extended the deadline for mail-in ballots to be received to three days after the election, mandated that ballots mailed without a postmark would be presumed to be received, and allowed the use of drop boxes for collection votes.
  - b. On October 23, 2020, upon a petition from the Secretary of the Commonwealth, ruled that mail-in ballots need not authenticate signatures for mail-in ballots thereby treating in-person and mail-in voters dissimilarly and eliminating a critical safeguard against potential election crime
2. Actions and inactions by the Secretary of State which undermined the consistency and controls of the election process during the weeks preceding the General Election of November 3, 2020. The attached detailed letter of concerns from Butler County is but one example of the problems found at the County caused by the Secretary of State.

In addition to the concerns of the actions of the Secretary of State and the legislative overreach by the Pennsylvania Supreme Court, the inaccuracies of the actual results themselves call into question the accuracy of the SURE system, the consistency of the application of voting laws throughout the counties.

### **Errors in Controls**

All of our previous concerns provided during our original testimony remain, but the following analysis of “Voter Deficit” illustrates that beyond the election law issue, there are sufficient numbers of ballots unaccounted for in the data available from the state and county systems to render certifying the election problematic at best.

**Election Issues:**

**More Votes Counted than voters who voted**

## INTERIM REPORT TOTALS AS OF 12-20-2020

COUNTY	TOTAL VOTES 3 MAJOR CANDIDATES	TOTAL WRITE IN	TOTAL VOTES FOR PRESIDENT	OVER & UNDER VOTES	TOTAL BALLOTS CAST	TOTAL VOTERS SURE	TOTAL VOTER DEFICIT	TOTAL VOTER SURPLUS
	DOS DATA	COUNTY DATA				FVE		
64/67	6,915,283	18,580	6,931,060	29,077	6,962,607	6,760,230	-205,122	2,532

Using the sources and data described in the previous slides, there is a VOTER DEFICIT in Pennsylvania. **205,122** more votes were counted than total number of voters who voted.

---

People who possibly voted more than once

## POSSIBLE DUPLICATE VOTERS



USING THE STATEWIDE FVE, A QUERY OF ALL RECORDS WHERE THE FIRST NAME, LAST NAME AND DATE OF BIRTH MATCHED AND WHERE BOTH RECORDED A VOTE ON 11/3/2020 – PRODUCED **4241 RECORDS**. THESE RECORDS WARRANT INVESTIGATION TO DETERMINE HOW MANY PEOPLE VOTED TWO OR MORE TIMES.

Duplicate Ballots: Requested and returned

## DUPLICATE MAIL IN BALLOT APPLICATIONS

- County election officials were inundated with duplicate mail in ballot applications
- It was up to the county to review each new application and make a judgement call about whether to send a second mail in ballot
- There was no accounting of the excess mailed ballots.

Source: <https://www.post-gazette.com/news/politics-state/2020/10/16/pennsylvania-rejected-mail-ballot-applications-duplicates-voters/stories/202010160153>

*"Overall, one out of every five requests for mail ballots is being rejected in Pennsylvania. An estimated 208,000 Pennsylvania voters sent in the spurned requests, some submitting them multiple times. Although the state's email rejecting the requests describes them as duplicates, it doesn't explain why, prompting some people to reapply. ProPublica and The Inquirer identified hundreds of voters who submitted three or more duplicate applications; one voter appears to have submitted 11 duplicates."*

---

## DUPLICATE APPLICATIONS

10/16/20 Source: Department of State		
County	Total MIB Requests Approved	Duplicate Requests Rejected
ADAMS	9,695	2,001
ALLEGHENY	190,557	49,025
ARMSTRONG	3,996	1,347
BEAVER	16,893	5,362
BEDFORD	2,906	394
BERKS	42,084	7,544
BLAIR	9,578	2,993
BRADFORD	3,948	500
BUCKS	104,236	21,607
BUTLER	16,718	4,468
CAMBRIA	8,865	1,292
CAMERON	310	98
CARBON	5,670	1,011
CENTRE	17,952	3,483
CHESTER	88,238	24,433
CLARION	2,265	354
CLEARFIELD	4,894	897
CLINTON	2,239	332
COLUMBIA	5,264	693
CRAWFORD	6,584	782
CUMBERLAND	31,206	5,703
DAUPHIN	32,778	7,247
DELAWARE	71,523	15,779

ELK	2,075	472
ERIE	28,685	4,780
FAYETTE	7,595	1,680
FOREST	547	41
FRANKLIN	11,188	1,443
FULTON	904	136
GREENE	2,319	317
HUNTINGDON	1,674	205
INDIANA	0,679	
JEFFERSON	2,664	249
JUNIATA	1,116	281
LACKAWANNA	24,740	7,794
LANCASTER	53,245	8,664
LAWRENCE	2,079	1,113
LEBANON	14,401	2,205
LEHIGH	46,091	9,229
LUTHERNE	26,077	11,234
LYCOMING	7,627	1,128
MCCLAN	7,691	403
MERCER	2,668	320
MIFFLIN	21,453	3,661
MONROE	136,758	32,407
MONTGOMERY	1,925	434
MONTOUR	2,292	243

MONTOUR	2,292	243
NORTHAMPTON	47,266	6,850
NORTHUMBERLANE	5,696	1,047
PERRY	3,304	545
PHILADELPHIA	233,594	48,727
PIKE	8,805	1,059
POTTER	962	92
SCHUYLKILL	6,813	443
SNYDER	2,523	433
SOMERSET	4,590	359
SULLIVAN	375	39
SUSQUEHANNA	2,853	392
TIOGA	2,361	446
UNION	8,193	508
VENANGO	3,653	747
WARREN	3,032	339
WASHINGTON	21,829	4,567
WAYNE	5,154	684
WESTMORELAND	34,103	12,871
WYOMING	2,313	306
YORK	42,677	10,191
<b>TOTAL</b>		<b>336,001</b>
		<b>as of 10/16/2020</b>

Department of State released data showing the number of duplicate MIB Applications that had been rejected as of 10/16/202.

**DOS did not release the number of duplicates that were mailed.**

The evidence presented in the attached report clearly shows that there was no review of the validity of votes and there was no reconciliation of the votes. The review of the data provided in this report, which was available to the Secretary of State, clearly illustrates that the results in PA should not have been certified.

## **SURE IS THE OFFICIAL VOTER RECORD IN PA**

- If SURE data was correct, the election could not be certified due to the discrepancies.
- If SURE data was incorrect, the election could not be certified due to discrepancies.

By Statute, the SURE System is the official voter record in Pennsylvania. This record includes the date last voted. Total voters who voted in the General Election on 11/3/2020 was **6,760,230**. Secretary of State Boockvar certified **6,915,283** Votes for just the three major candidates. That alone is a voter **deficit of 155,053 voters**.

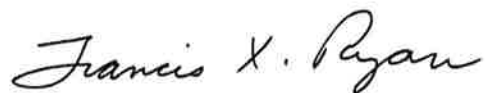
(This does not include write-in votes or over/under votes)

The hotline designated for PA voters to report election issues was not working in the days following the election. The web form to report election issues was not functioning in the days following the election. Data that is supposed to be available to PA voters was removed from the [data.pa.gov](http://data.pa.gov) eliminating statutory requirements for transparency making any challenge to the Secretary of State's assertions a herculean task. We welcome the opportunity to work with the Secretary of State to resolve these concerns and the lack of transparency and inherent weaknesses in the control environment.

The report includes the detailed report of Voter Deficit and a Department of State timeline prepared by officials from Butler County, PA.

In light of the above, the inconsistencies and irregularities in the election process in the Commonwealth of Pennsylvania in the 2020 General Election raise questions about whether the selection of presidential electors for the Commonwealth is in dispute.

Respectfully Submitted,



Francis X. Ryan, Member  
101<sup>st</sup> Legislative District



Barbara Gleim, Member  
199<sup>th</sup> Legislative District



Cris Dush, Senator-Elect  
25<sup>th</sup> Legislative District



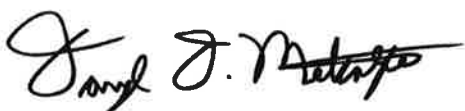
Eric Nelson, Member  
57<sup>th</sup> Legislative District



Rob Kauffman, Member  
89<sup>th</sup> Legislative District



David Maloney, Member  
130<sup>th</sup> Legislative District



Daryl D. Metcalfe, Member  
12<sup>th</sup> Legislative District



David H. Zimmerman, Member  
99<sup>th</sup> Legislative District



Stephanie Borowicz, Member  
76<sup>th</sup> Legislative District



Dan Moul, Member  
91<sup>st</sup> Legislative District



Paul Schemel, Member  
90<sup>th</sup> Legislative District



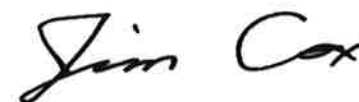
Mike Jones, Member  
93<sup>rd</sup> Legislative District



David Rowe, Member  
85<sup>th</sup> Legislative District



Mike Puskaric, Member  
39<sup>th</sup> Legislative District



Jim Cox, Member  
129<sup>th</sup> Legislative District



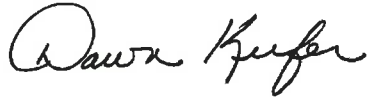
Kathy Rapp, Member  
65th Legislative District



Russ Diamond, Member  
102<sup>nd</sup> Legislative District



Brett Miller, Member  
41<sup>st</sup> Legislative District



Dawn Keefer, Member  
92<sup>nd</sup> Legislative District